



## GSM / GPS VESSELS & VEHICLE TRACKER INSTALLATION MANUAL- XT009

### Hardware Description



Product Specification		
Size	73mm x 46mm x 24mm	
Weight	50g	
Battery	3.7V 1000mAh	
Standby time	120 hours	
Power In	DC 7 - 36V	
GPS Chip	SiRF4	
GPS Channels	20	
GPS Sensitivity	Tracking	-159dBm
	Cold Start	-144dBm
GPS Accuracy	5m	
Network	2G , GSM / GPRS	
Frequency	850/900/1800/1900 MHz	
Working temperature	-20 Deg C to +85 Deg C	

## Battery & SIM Card Installation




**CAUTION:**

This Tracking device requires a Full Large SIM. Recommended not to use combo SIM /USIM for tracking devices. Travelling on rough sea may loose SIM contact and stops reporting.


### STEP 1



### STEP 2



### STEP 3

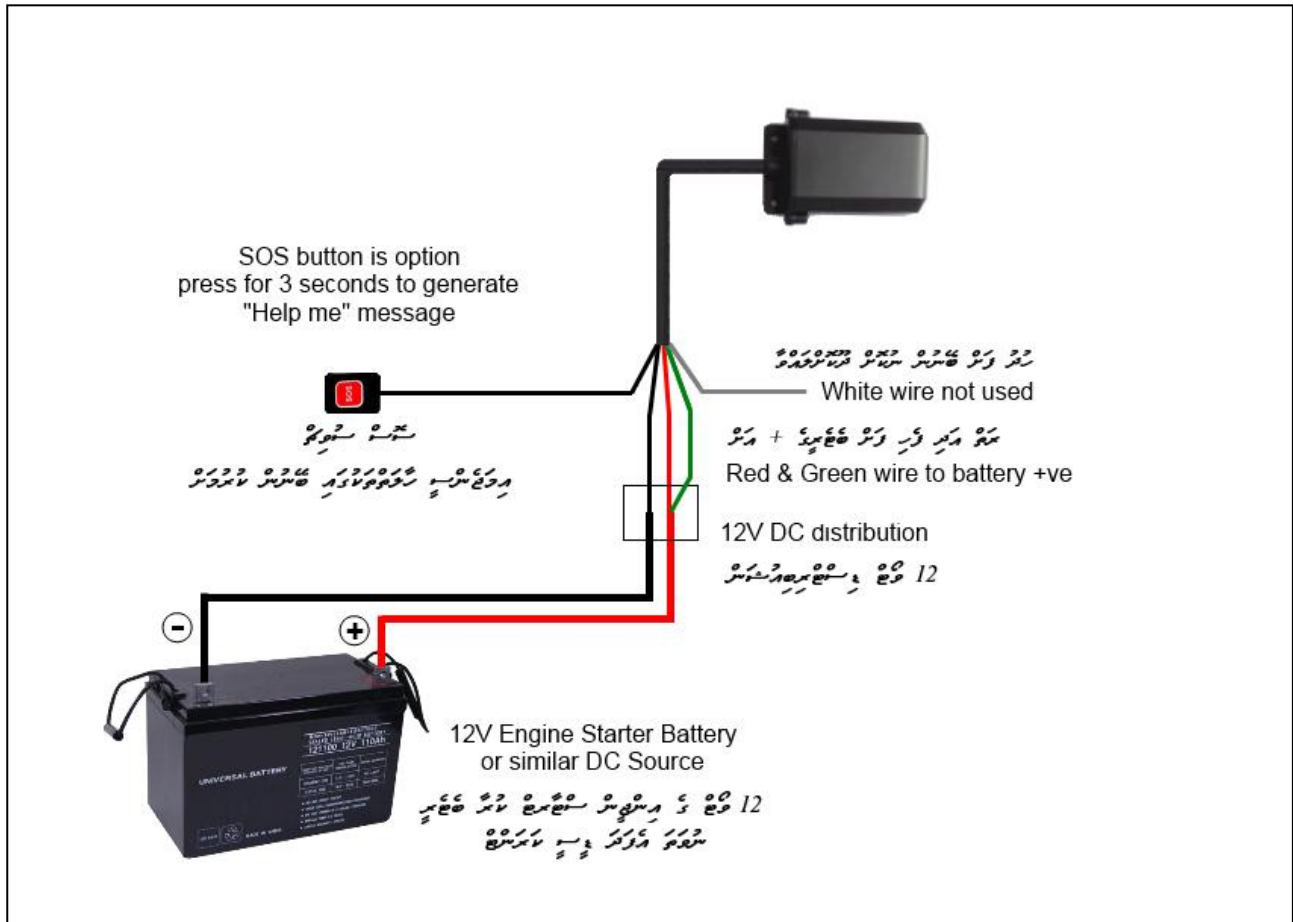


### STEP 4



- When connecting the battery cable in step 3, the device will turn ON. The red led will be ON to indicate power availability.
- The green led flashes around twice a second during GSM initializing. The green led blinks slowly (once in 3 seconds) when GSM work normal. Now you can call us (on 7901617) for configuration and activation.
- The memory card is optional and used to store tracking information when GSM network not available. The stored tracking information will be uploaded to server when network available.
- Fully charged backup battery may lasts for 24 hours. Please connect external 12V DC power as soon as possible.
- Fix the device at a suitable location, and connect external DC power as in the below diagram.

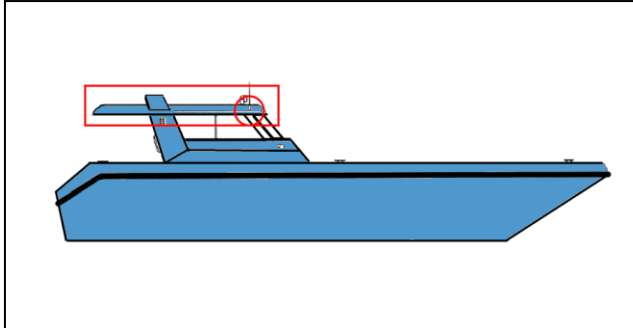
### Electrical Connection



## Fixing

---

### Speed Boats



### Fishing Dhoni



- Fix the tracking device at the highest location possible.
- A recommended location for speed boat is near the VHF set where the DC power is available (marked by a circle)
- Keep the tracking device horizontally for better GPS reception.

## Start Tracking

---

All the tracking devices issued are pre-configured and they will start to work when the device added to your account.

To add the tracking device to your account, please use one of the below web portals or apps:

1. Android Application: <https://play.google.com/store/apps/details?id=com.asif.followme>
2. iPhone Application: <https://itunes.apple.com/us/app/followme-vessel-tracker/id1225632920>
3. Mobile web portal: <https://m.followme.mv>
4. Desktop Web Portal: <https://followme.mv> (Customers need to have at least one active device to login to the desktop portal. New customers need to use other apps/portals to add their first device)

Please do contact us if any assistance required

## Contact Us

Telephone: 790 16 17

Email: [info@followme.mv](mailto:info@followme.mv)

Web: [www.followme.mv](http://www.followme.mv)